


BMW 7 Series

www.bmw.com



The Ultimate
Driving Machine



HIGHLIGHTS OF THE NEW BMW 7 SERIES.

28 CARBON CORE.

Intelligent lightweight construction increases rigidity, improves driving dynamics and ensures greater efficiency.

30 BMW eDRIVE.

The innovative plug-in hybrid drivetrain¹, using just 2.1 l/100 km² and emitting only 49 g/km² of CO₂, has outstanding fuel consumption and emissions figures.

36 BMW GESTURE CONTROL & BMW TOUCH COMMAND.

BMW drivers and passenger benefit from intuitive and innovative operating concepts for controlling comfort, entertainment and navigation features.

38 BMW LASERLIGHT.

In high beam mode, this lighting innovation doubles the maximum illumination range, reaching up to 600 metres.

40 SKY LOUNGE PANORAMIC GLASS SUNROOF & EXECUTIVE LOUNGE.

The rear of the new long-wheelbase BMW 7 Series offers the highest travel comfort and a particularly stylish ambience.

THE NEW BMW 7 SERIES. DRIVING LUXURY.



¹ Expected to be available from mid-2016.

² Values apply to BMW 740eLx. Provisional figures (ECE test cycle figures not officially confirmed).
Fuel consumption and CO₂ emissions are dependent on wheel and tyre size.



BMW stands for sheer driving pleasure. And best of all – it stands for your own individual form of driving pleasure. Discover countless personal stories at www.bmw.com/BMWstories

GET MORE FROM YOUR BROCHURE.



Experience the innovative highlights of the new BMW 7 Series in the third dimension. Download the BMW Augmented app from your app store.



When you see this symbol, start the app and position your smartphone so you can see the brochure image on its display. The BMW Augmented app will then take you on a virtual journey through the new BMW 7 Series.



You can also discover the new BMW 7 Series in a digital brochure. Simply download the digital edition via the BMW brochure app.

Internet use, depending on your mobile contract, may incur costs.



DRIVING LUXURY.

THE MODELS SHOWN.

06 BMW 750Li xDrive WITH PURE EXCELLENCE INTERIOR: BMW TwinPower Turbo V8 petrol engine, 330 kW (450 hp), 20" light alloy wheels V-spoke style 628, Bicolour with mixed tyres, Sophisto Grey brilliant effect exterior colour, seats in Ivory White exclusive Nappa leather, Poplar Grain Grey fine-wood interior trim.

BMW 730d WITH PURE EXCELLENCE INTERIOR: BMW TwinPower Turbo in-line six-cylinder diesel engine, 195 kW (265 hp), BMW Individual 20" light alloy wheels V-spoke style 649 I with mixed tyres, Arctic Grey brilliant effect exterior colour, seats in Ivory White exclusive Nappa leather, American Oak bright fine-wood interior trim with metal inlay.

Further information on fuel consumption and CO₂ emissions can be found on pages 66167.

INNOVATION AND TECHNOLOGY.

- 28 BMW EFFICIENT DYNAMICS:** Less emissions. More driving pleasure.
- 30 THE BMW 7 SERIES WITH eDRIVE:** The most dynamic way to drive a hybrid.
- 32 CHASSIS:** A solid foundation for comfort and dynamics.
- 34 BMW CONNECTED DRIVE:** So connected, you're free.
- 38 LIGHTING TECHNOLOGY AND SAFETY:** Optimal protection from the latest BMW innovations.
- 40 COMFORT AND AMBIENCE:** Relaxation at the highest level.

INDIVIDUALITY AND CHOICE.

- 44 EQUIPMENT:** BMW Pure Excellence Design, M Sport Package and BMW Individual, equipment highlights, wheels and tyres and Original BMW Accessories.
- 62 COLOURS:** Exterior and interior colour worlds.
- 66 TECHNICAL DATA:** Weight, engines, transmissions, performance, fuel consumption, wheels and dimensions.
- 68 BMW SERVICE:** BMW Service, BMW Financial Services and BMW Experience.

THE LUXURY OF DRIVING PROGRESS.

Discover progress that asks the questions of tomorrow and gives the most innovative answers today. Experience luxury that balances captivating presence with the utmost discretion. And enjoy the satisfaction of expectations not just being met, but comfortably exceeded. The new BMW 7 Series – Driving Luxury.



EXPERIENCE THE
NEW BMW 7 SERIES IN
THIS SHORT FILM.



AESTHETICS.
PERFECTED.



EXPERIENCE THE NEW
BMW 7 SERIES FROM ALL ANGLES
AND IN DIFFERENT COLOURS.

The new BMW 7 Series is perfection through and through – and in its most contemporary form. The impressive front with its broad, upright kidney grille radiates dynamism and presence. Flowing contours convey a timeless elegance. And the rear profile expresses self-assured athleticism. This is luxury in motion – this is the new BMW 7 Series.

INNOVATIVE
IN EVERY FIBRE.



EXPERIENCE THE CARBON
CORE LIGHTWEIGHT
CONSTRUCTION CONCEPT IN 3D.



For the first time, the BMW lightweight construction concept Carbon Core has been applied to the BMW 7 Series. As part of an intelligent hybrid design, this milestone in automotive engineering makes strategic use of carbon fibre in the new model's body. This reduces weight and fuel consumption while, at the same time, improving stability – and that means even greater driving comfort and better dynamics. The overall result is an entirely new and effortlessly rewarding experience without equal in this class.



PROGRESS IS ALWAYS
THE BEST WAY FORWARD.

The powertrain technologies in the new BMW 7 Series are at the forefront of modern mobility. As you can see with the new BMW 7 Series with BMW eDrive¹ – a remarkably efficient and dynamic interplay of petrol engine and electric motor. With this, you can cover 100 kilometres and consume just 2.1 litres² of fuel, with CO₂ emissions of only 49 g/km².

¹ Expected to be available from mid-2016.
² Provisional figures (ECE test cycle figures not officially confirmed). Values apply to BMW 740eL_e.

**A CLASS
OF ITS OWN.**

Lean back and relax: as a passenger in the Executive Lounge, you enjoy travel of an altogether different class. The seat behind the front passenger can be adjusted on several levels and features an extendible footrest, so it's left to you to decide on the most comfortable position. This, along with an enormous amount of legroom and unique all-round visibility, promises an exceptionally agreeable travel experience – time and time again.





DISCOVER THE
INTERIOR HIGHLIGHTS
IN INTERACTIVE 3D.

WHERE MOTION IS EMOTION.

Relaxation is your constant companion in the new BMW 7 Series. At ease in the Executive Lounge, you can sink into the high quality leather seats and stretch out your legs, or work in the exclusive atmosphere. There's also the BMW Touch Command, which gives you control of a host of comfort functions and settings from the rear. And if you want to enjoy a particularly tranquil ride, the Sky Lounge panoramic glass sunroof ensures the perfect mood: more than 15,000 light elements create an extraordinary, five-star-plus ambience.

LET YOUR HANDS DO THE TALKING.



Progress is motion – as demonstrated by BMW Gesture Control, which recognises pre-defined movements of your hand. Adjusting volume, for instance, simply involves a small rotation of your index finger. There is also the touch function of the BMW Control Display as well as a new-generation voice control system. All of this functions as a holistic operating concept that maximises convenience and safety. Similar benefits are offered by the BMW Laserlight with BMW Selective Beam (anti-dazzle High-beam assistant). Precise, intelligent and with a range of up to 600 metres – twice that of conventional LED headlights – it sets impressive new standards. The new BMW 7 Series – innovation at its most incisive.



EXPERIENCE THE INNOVATIVE
BMW LASERLIGHT IN THIS
INTERACTIVE 3D SPECIAL.



SIMPLY POINT
AND PARK.



EXPERIENCE REMOTE
CONTROL PARKING
IN THIS SHORT FILM.



If you wish, the new BMW 7 Series can do the parking for you: courtesy of the Remote Control Parking function¹. Simply centre the vehicle ahead of a space, step out and use the standard BMW Display Key to activate the procedure. It's particularly useful when the space is tight. The Welcome Light Carpet is another high point: when you are entering or exiting the car, the areas next to the doors are illuminated with an elegant carpet of light, creating a truly unique appearance.

¹ Expected to be available from the fourth quarter of 2015.



**THE DETAILS
MAKE ALL THE DIFFERENCE.**

The new BMW 7 Series sets new standards. And just like the long-wheelbase version, the short-wheelbase BMW 7 Series has a remarkably strong presence. It's the self-confident character, which unites competence and consistency. It's the pioneering technology, which supports you in every situation. And it's the unsurpassed driving and travel experience, which gives new definition to dynamism and comfort.



DESIGN LANGUAGE WITH A SPECIAL ACCENT.

The new BMW 7 Series is a picture of perfection. At the front, the wide kidney grille frame and the cleverly coordinated contours of the headlights accentuate the broad stance. The side profile also captivates with its striking details. A gently sloping roofline and precise double swage lines visually stretch the vehicle and bestow a unique elegance. At the rear, classic BMW lights, with L-shaped bars now integrated into the glass geometry for the first time, further underscore the powerful character. The overall result: an even more compelling appearance.

LEAVES NOTHING
TO BE DESIRED.



The interior of the new BMW 7 Series offers timeless luxury of the highest order. In the rear, you will experience an unprecedented ambience, innovative equipment and the most finely crafted materials. Precisely formed, flawlessly aligned surfaces and custom chrome detailing in the cockpit significantly enhance the quality impression. And even the controls of the BMW iDrive systems are framed and visually refined by elegant and exclusive finishes.

The new BMW 7 Series – inspired by perfection.

INNOVATION AND TECHNOLOGY.

BMW EFFICIENT DYNAMICS: Less emissions. More driving pleasure.

THE BMW 7 SERIES WITH eDRIVE: The most dynamic way to drive a hybrid.

CHASSIS: A solid foundation for comfort and driving dynamics.

BMW CONNECTED DRIVE: So connected, you're free.

LIGHTING TECHNOLOGY AND SAFETY: Optimal protection from the latest BMW innovations.

COMFORT AND AMBIENCE: Relaxation at the highest level.

BMW EfficientDynamics

Less emissions. More driving pleasure.

BMW EfficientDynamics is the ground-breaking strategy developed by BMW to minimise fuel consumption and emissions while simultaneously increasing dynamics and driving pleasure. It is a comprehensive package that includes the drivetrain, energy management and the vehicle concept – and it is standard in every BMW.




CARBON CORE.

Along with aluminium and steel, the body of the new BMW 7 Series features the use of carbon (carbon fibre-reinforced plastic, CFRP). This innovative mixed construction makes the vehicle unique in its class and 130 kg lighter than its predecessor. It also, in conjunction with other carefully coordinated weight reduction measures – from the overall concept to the smallest detail – contributes to near-perfect 50:50 axle load distribution, new standards of torsional rigidity and an even lower centre of gravity. What does all this mean to you? BMW EfficientLightweight construction maps out the ideal DNA for maximum driving comfort, improved handling and agility, plus low fuel consumption and emissions. In short, the new BMW 7 Series demonstrates clear leadership in the field of innovative lightweight design.

ACTIVE AIR STREAM KIDNEY GRILLE.

The Active air stream kidney grille with active air flap control represents the cutting edge of aerodynamic performance. When a cooling airflow is not needed, it electronically closes the radiator grille with its air vents and thereby reduces the amount of air flowing into the engine bay. This optimises both aerodynamics and fuel consumption.



BMW TWIN POWER TURBO V8 PETROL ENGINE 750i/Li¹ AND 750i/Li xDrive.

Commanding acceleration – all any BMW driver could wish for. Thanks to its exceptional responsiveness and high power reserves, the new BMW TwinPower Turbo V8 petrol engine from the EfficientDynamics range impresses in every situation. It combines two turbochargers with Valvetronic fully variable valve control including Double-VANOS and High-Precision Injection. Between 1,800 and 4,500 rpm, impressive torque of up to 650 Nm is readily available. And with maximum output of 330 kW (450 hp), the V8 propels the vehicle from 0 to 100 km/h in just 4.7s/4.7s and 4.4s/4.5s. High Precision Injection ensures exceptionally efficient use of fuel, while the Automatic Start/Stop function leads to additional reductions by switching off the engine when the vehicle briefly comes to a standstill. Thanks to these innovative technologies, the engine gets by on a combined 7.9–8.1/8.0–8.3 and 8.1–8.3/8.3–8.5 litres of fuel per 100 km. The CO₂ emissions, meanwhile, are just 184–189/187–192 g/km² and 189–194/192–197 g/km² – impressive values given the superb performance. And it all once again proves the legendary expertise of BMW when it comes to engines.

The BMW 7 Series with eDrive.¹


The most dynamic way to drive a hybrid.

BMW eDrive technology combines the best of both worlds in a plug-in hybrid. On the one hand, it offers locally emissions free driving (in urban areas, for example) and excellent range. On the other, it delivers dynamic driving performance. Intelligent energy management controls the interaction between the electric motor and the engine, deploying both with impressive efficiency.



The new BMW 7 Series with eDrive.¹

The BMW 740e/Le¹ is equipped with the BMW eDrive system, an intelligent drivetrain concept that unites a high-voltage lithium-ion battery, a petrol engine and an electric motor. For sure-footed traction, optimised stability and increased agility in all weathers and road conditions, the BMW 740Le xDrive¹ combines highly efficient eDrive plug-in hybrid technology with the intelligent and variable BMW all-wheel system xDrive. This configuration, with its system output of 240 kW (326 hp), features a 190 kW (258 hp) four-cylinder petrol engine with BMW TwinPower Turbo technology, a 70 kW (95 hp) electric motor and a high-voltage lithium-ion battery with a capacity of 9.2 kWh. Intelligent energy management ensures the efficient control of all interaction between the electric motor and the engine. The electric motor can power the vehicle independently or support the engine, depending on the required power output and current battery level. During coasting and braking, the motor even transforms kinetic energy into electric energy, which is stored in the high-voltage battery for use by the electric drive system. When running on electricity alone, the vehicle has a range of around 40 km and an electric top speed of 120 km/h. Combined fuel consumption is 2.1/2.1 l/100 km² and 2.3 l/100 km² while CO₂ emissions are 49/49 g/km² and 53 g/km².



○ BMW 360° Electric. BMW i Wallboxes allow the new BMW 7 Series with eDrive to be easily and conveniently charged in your parking place at home. Charging can also take place at public charging stations or via any household electrical socket.

■ The vehicle can be charged from household power sockets with the charging cable supplied or on the go at public charging stations with a cable available from BMW Accessories. The navigation system and the BMW ConnectedDrive app inform the driver of the location and availability of stations where charging can take place, for example, with the ChargeNow card.

Chassis.

A solid foundation for comfort and driving dynamics.

A wide range of innovative technology in the new BMW 7 Series ensures that you thoroughly enjoy every journey. Many features are also intelligently networked, allowing you to experience maximum driving pleasure in the utmost safety.



EXECUTIVE DRIVE PRO.

Executive Drive Pro is a suspension control system that combines exceptional ride comfort with dynamic handling characteristics. Active roll stabilisation, for the first time electro-mechanically operated, reduces body lean in corners and on straights to a minimum. The system is based on active anti-roll bars at the front and rear axes and is in constant operation when the vehicle is in motion. Ride comfort is further increased through a combination of Dynamic Damper Control, the integration of data from the navigation system, driving style analysis and suspension pre-conditioning to anticipate conditions detected by camera.



The intelligent **BMW xDrive** all-wheel drive system adapts to even the most challenging road surface conditions, always offering outstanding traction. xDrive and Dynamic Stability Control (DSC) ensure that the BMW remains perfectly stable. Controlled via the DSC sensor system, xDrive flexibly and quickly distributes drive power between the axles to prevent oversteer or understeer, thereby ensuring excellent directional stability. Also, less intervention is needed from DSC in critical road conditions. BMW xDrive combines all the advantages of all-wheel drive – traction, directional stability and driving safety – with classic BMW agility for even more driving pleasure.

The standard **two-axle air suspension** guarantees extremely smooth and comfortable driving, while also ensuring great driving dynamics. Unlike steel suspension, air suspension consists of air-filled rubber pads. The air pressure in the pads is adjusted to maintain a consistent level, whatever the load conditions. The vehicle is lowered by 10 mm in Sport mode and, at higher speeds, by the same amount in COMFORT mode. Additionally, the vehicle can be raised by 20 mm using a separate level-adjustment button. Regardless of the Driving Experience Control settings, the vehicle can be raised at speeds of up to around 35 km/h. Above this speed, the vehicle is automatically lowered from its elevated level.

The standard **Dynamic Damper Control** makes it possible to adjust the damper characteristics to suit any given driving situation, improving comfort and dynamics. In addition to the standard COMFORT mode for increased driving comfort, SPORT can also be selected for its athletic damper settings.

Adaptive Mode is an intelligent and interactive function of Driving Experience Control. In addition to Adaptive Mode, the driver can also select the SPORT, COMFORT or ECO PRO modes. Adaptive Mode influences the Dynamic Damper Control suspension control system, the steering and the Steptronic transmission and continually adapts the settings to suit the current situation and in accordance with the selected driving mode (COMFORT/SPORT). When in Adaptive Mode, the system takes account of factors including kickdown, steering wheel movement, cruise control and individual driving style. The system also interacts with real-time navigation to adjust the suspension in preparation for bends, intersections and different road conditions.

Integral Active Steering for vehicles with rear-wheel drive combines steering rear wheels with variable steering angles for the front wheels. At speeds of up to around 60 km/h, the rear wheels turn in the opposite direction from the front wheels. This has the effect of creating a seemingly shorter wheelbase, thus reducing the turning circle and improving manoeuvrability and agility. From around 60 km/h, the rear wheels turn in parallel to the front wheels, which makes the wheelbase seem longer. The outcome here is improved stability and comfort – especially when changing lanes quickly or abruptly.

BMW ConnectedDrive So connected, you're free.

Every day our lives are becoming more and more connected. BMW drivers, however, enjoy better connections than most. The services that so effectively keep BMW vehicles in touch with the outside world, and the traffic in general, are grouped under one term – BMW ConnectedDrive. With **BMW ConnectedDrive Driver Assistance systems**, drivers can sit back, relax and enjoy the highest standards of safety and driving comfort. Whether it's driving, parking or a matter of visibility: intelligent innovations in the new BMW 7 Series provide reliable support at all times, making each and every drive a pleasant experience in every way.



DRIVING ASSISTANT¹ AND DRIVING ASSISTANT PLUS.

The versatile assistance systems offered by the Driving Assistant and Driving Assistant Plus use sensors intelligently integrated into the vehicle to make travel in the BMW 7 Series as comfortable as possible. For example, the Steering and lane control assistant provided by Driving Assistant Plus can be activated to support the driver in monotonous traffic and heavy congestion. Between 0 and 210 km/h, the system provides automatic steering and always keeps the vehicle in the middle of the lane. Other systems also offer noticeably safer driving. They include front and rear Crossing traffic warning to alert the driver of potential collisions and Lane keeping assistant with active side collision protection. This offers unique driving feel and a welcome sense of security. Enjoy technology at its most progressive – in your BMW 7 Series.

BMW ConnectedDrive Driver Assistance systems make travel in your BMW not only safer, but also more comfortable and convenient. Thanks to the intelligence of these technologies, you will experience just how innovative and easy driver assistance in your BMW 7 Series can be.



The optional **Remote Control Parking²** function allows the driver to conveniently step out of the vehicle and use the remote control to move it forward and park it in a tight space or garage. The driver activates the remote-controlled parking function from outside the vehicle via the standard BMW Display Key.



The optional full-colour **BMW Head-Up Display^{3,4}** projects all relevant driving data into the driver's line of sight to enhance concentration and focus on the road ahead. Data including the current speed, navigation directions, Speed Limit Info including no-overtaking indicator and telephone and entertainment lists are displayed.



EXPERIENCE THE FASCINATION
OF BMW CONNECTED DRIVE IN
THIS SHORT FILM.

¹ Expected to be available from 11/2015

² Expected to be available from the fourth quarter of 2015. The Remote Control Parking function requires the purchase of additional optional equipment.

³ The visuals in the Head-up Display are not fully visible when wearing polarised sunglasses.

⁴ Functionality shown is dependent on equipment. Further optional equipment is required for the display.

BMW ConnectedDrive

So connected, you're free.

With its diverse services and assistance systems, BMW ConnectedDrive is always ready with everything you need. **BMW ConnectedDrive Services & Apps** offer greater freedom by networking the driver, vehicle and outside world in a wide range of ways. You can access information, make phone calls or email and generally keep up to date while on the go.



BMW GESTURE CONTROL.

With BMW Gesture Control, selected functions can be operated through defined hand movements such as swiping or pointing. This allows you, for instance, to accept or reject incoming phone calls or adjust volume by simply circling your index finger.



BMW TOUCH COMMAND.

The BMW Touch Command is a tablet with a 7" display integrated into the rear centre armrest. Networked with the vehicle's systems, it offers extensive settings and control options. It allows you, for example, to adjust the rear seats and front passenger seat, the air conditioning, ventilation and rear seat heating while also providing control of the Ambient lighting, the blinds for the glass sunroof and the roller sunblinds.

The **ConnectedDrive Navigation package***, including telephony with inductive charging¹ and a WLAN hotspot², keeps you seamlessly connected with the people and the things that matter to you most. And every function has been developed to enhance your driving experience. **ConnectedDrive Services¹** provides the foundation for intelligent BMW ConnectedDrive services, which offer the driver a wealth of information, entertainment and practical services on the move. These include news, online searches and office functions.



With the **BMW ConnectedDrive Store**, services and apps can be selected according to your exact personal needs at any time and from any place. Services and apps can also be booked after the vehicle purchase. Additionally, the duration of specific services can be extended as required. This could, for instance, be useful in the holiday season.



The **Concierge Service** connects the driver to a BMW Call Centre agent at the push of a button. The agent can locate a particular restaurant, the nearest cash dispenser or an emergency pharmacy and send the address directly to the car's navigation system.

* May not be available in all countries. Please consult your BMW partner.

¹ Inductive charging that meets the Qi standard allows for compatible mobile phones to be charged in the side smartphone holder in the centre console. Special charging cases are available from BMW Parts and Accessories for mobiles that do not comply with the Qi wireless charging standard.

² The WLAN hotspot enables on-board use of the internet at the maximum LTE standard. Usage incurs costs.


Lighting technology and safety. Optimal protection from the latest BMW innovations.

The new BMW 7 Series Saloon is full of cutting-edge technology that can always be relied on. Superb handling characteristics and innovative equipment come as standard, providing exactly the right support for any situation. It all means that you can feel safe in all road conditions.

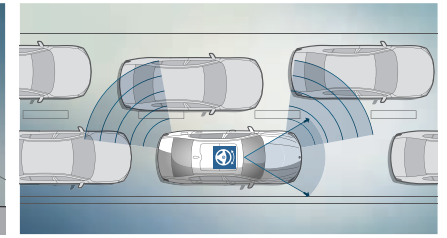


BMW LASERLIGHT.

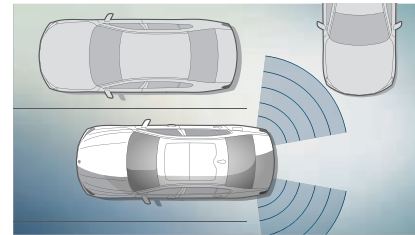
In laser high-beam mode, BMW Laserlight illuminates a range of up to 600 metres, nearly twice as far as that of conventional headlights. The extremely bright BMW Laserlight is also considerably more intense than conventional light sources. The result is greatly improved safety thanks to better night-time visibility. The equipment includes LED low-beam headlights and LED high-beams with a laser module. Headlights with BMW Laserlight feature blue design accents, as well as "BMW Laserlight" lettering, which differentiate them visually. BMW Laserlight also includes LED parking lights, LED daytime running lights, LED indicators, LED cornering lights, Adaptive headlights and BMW Selective Beam (dazzle-free High-beam assistant).



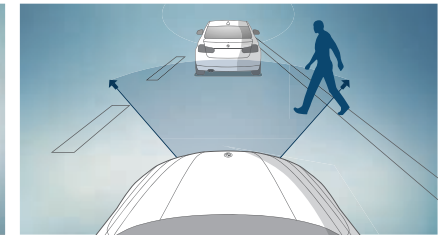
□ **BMW Night Vision** with pedestrian recognition warns when there are people or large animals on the road at night and depicts the area in front of the vehicle as an infrared image on the Control Display.



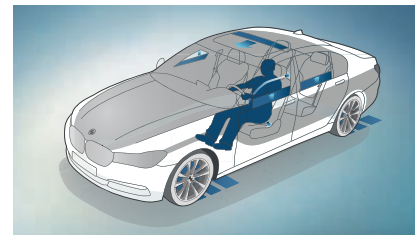
□ Driving Assistant Plus includes **Lane Keeping assistant with active side collision protection**. This actively intervenes in steering to prevent the vehicle from leaving the lane unintentionally, or colliding with objects to the side of the vehicle.



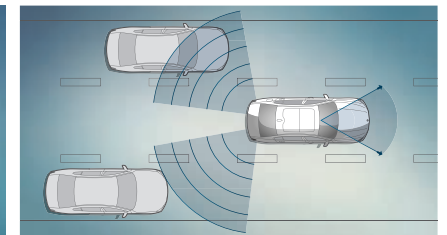
□ **Crossing-traffic warning, rear, and Rear collision prevention** from the Driving Assistant warns of approaching traffic when visibility is poor and detects the threat of a collision. Warning indicators alert following traffic of a potential impact.



□ While **Approach control warning with full city braking¹** detects vehicles, **Pedestrian warning¹** reacts to people in the road. At the same time, the brakes are pre-conditioned for faster responsiveness. If a collision is imminent, the system initiates full braking.



■ **Active Protection** warns the driver if it detects signs of tiredness. It intervenes in critical situations and brakes the car to a standstill after an accident.



□ At speeds of over 70 km/h, **Lane Departure Warning¹** recognises lane markings and draws the driver's attention to an unintentional lane change by means of vibration in the steering wheel. If a vehicle enters the driver's blind spot, **Lane Change Warning¹** alerts the driver with a vibration in the steering wheel and a blinking symbol on the wing mirror.

Comfort and ambience. Relaxation at the highest level.

Whoever takes a seat in the new BMW 7 Series will be immersed in the utmost comfort. The finest materials and perfect workmanship can be seen, and felt, everywhere. There is also innovation that promises absolute enjoyment on every journey and an exclusive atmosphere. Lean back and find out just how relaxing travel can be.



SKY LOUNGE PANORAMIC GLASS SUNROOF.

The Sky Lounge panoramic glass sunroof gives passengers a clear view of the sky day and night, while an abundance of light creates a generous, open sense of space. There are also various roller sunblinds¹ that provide pleasant shade from direct sunlight. The rear windscreen and each of the rear side windows feature electric sunblinds, complemented by ambient lighting accents² in the rear doors. In darkness, an atmospheric, lounge-like mood is created by a design comprising more than 15,000 light elements in the panoramic glass sunroof. The light can be switched between the six colours of the Ambient interior lighting. The roof also offers a variety of options for ventilation with its slide and lift functions in the front. Additionally, an integrated, automatically extending wind deflector protects passengers from draughts, even when the roof is open.

¹ Sunblinds including ambient lighting accents for the rear doors and the sunblind for the rear windscreen are optional.

² The rear windscreen sunblind is standard with the long-wheelbase BMW 7 Series.

³ Only available for the long-wheelbase BMW 7 Series.



EXECUTIVE LOUNGE.

The Executive Lounge presents a new world of luxury in and around the seat behind the front passenger. The Comfort seat itself features a massage function and various adjustment possibilities for exceptionally relaxing and pleasant travel. For maximum legroom, the front passenger seat can be moved forward and the backrest and headrest folded down. Additionally, an electric-folding and adjustable footrest at the base of the front passenger seat affords a particularly comfortable resting position. There is also a folding table, the BMW Touch Command tablet integrated into the charging holder in the rear console and the Rear-seat entertainment Experience. So many possibilities – to be enjoyed entirely on your own terms.



INDIVIDUALITY AND CHOICE.

EQUIPMENT: BMW Pure Excellence design, M Sport package and BMW Individual, equipment highlights, wheels and tyres and Original BMW Accessories.

COLOURS: Exterior and interior colour worlds.

TECHNICAL DATA: Weight, engines, transmissions, performance, fuel consumption, wheels and dimensions.

BMW SERVICE: BMW Service, BMW Financial Services and BMW Experience.

THE NEW BMW 7 SERIES.

01



03



02



[01] The BMW 730d¹ in the optional Arctic Grey brilliant effect exterior colour and with optional 20" BMW Individual light alloy wheels V-spoke style 649 I, forged, in Bicolour with mixed runflat tyres.

[02] Electroplating on the radio and air-conditioning controls as well as the multifunction buttons on the standard Sport leather steering wheel along with workmanship of the highest quality make the cockpit unique.

04



[03] The BMW 740Li in the optional Jatoba metallic exterior colour with optional 19" light alloy wheels Double-spoke style 630. Wheels: 8.5 J x 19. Tyres: 245/45 R 19.

[04] Classically elegant design: the optional rear Comfort seats in optional Zagora Beige exclusive Nappa leather in combination with the fine-wood Finition high-gloss interior trim.

05



[05] 19" light alloy wheels V-spoke style 620. Wheels: 8.5 J x 19. Tyres: 245/45 R 19 (optional).

06



[06] 20" light alloy wheels V-spoke style 628, Bicolour with mixed tyres and runflat properties. Front: 8.5 J x 20 with 245/40 R 20 tyres. Rear: 10 J x 20 with 275/35 R 20 tyres (optional).

PURE EXCELLENCE DESIGN.

■ Standard equipment □ Optional equipment

Interior equipment¹:

- Sport leather steering wheel
- Headliner in exclusive Alcantara Ivory White, Canberra Beige or Mocha
- Extensive wood features: inlays for the roof grab handles, finisher for the cupholder in the rear centre armrest and rear seatbelt withdrawal finishers
- Floor mats with high pile in the rear
- Ambient lighting

Exterior equipment²:

- Front bumper with specific design elements in chrome and unique grid geometry for the air inlets
- Rear bumpers with specific design elements in chrome
- Tailpipe trim with additional chrome
- Specially designed brakes with black anodised brake calipers and BMW logo
- Fog lights
- Ambient lighting


The Pure Excellence design package is perfectly complemented by the BMW Individual Collection (see pages 52|53).

01 □




[01 | 03] The BMW 750Li xDrive² with the Design Pure Excellence and the optional Magellan Grey metallic exterior colour.


02 □



04 □



05 □



06 □



03 □



[02] The optional leather steering wheel with wood applications offers satisfying grip and emphasises the harmonious feel of the interior design.

[05] Sophisticated yet subtle details including the wood applications in the rear seatbelt outlets, the roof grab handles and the cupholder in the rear centre armrest create a strong sense of exclusivity. Shown here in the optional fine-wood trim Ash Grain Chestnut with wood inlay.

[04] The electrically adjustable Comfort seats including massage function for driver and front passenger, shown here in Canberra Beige exclusive Nappa leather, offer particularly pleasant comfort for the driver and front passenger. The optional fine-wood interior trim Ash Grain Chestnut with wood inlay rounds off the luxurious atmosphere.

[06] 20" light alloy wheels W-spoke style 646, high-gloss polished with mixed tyres and runflat properties. Front: 8.5 J x 20 with 245/40 R 20 tyres. Rear: 10 J x 20 with 275/35 R 20 tyres.

¹ Only available in conjunction with the Ambient lighting option.

² Shown here with optional BMW Laserlight.

M SPORT PACKAGE.

powered by 

■ Standard equipment □ Optional equipment

M Sport interior equipment:

- M doorsill finishers (illuminated) and M driver footrest
- Comfort seats, front, including massage function for driver and front passenger, in Black Dakota leather with Black M piping; other upholstery available
- Sport leather steering wheel
- Steptronic Sport transmission
- BMW Individual headliner Anthracite, or optional Alcantara Anthracite
- Fine-wood interior trim in Finesline Black, high-gloss with metal effect; other upholstery available
- Colour-variable Ambient lighting
- Car key with exclusive M designation

M Sport exterior equipment:

- M Aerodynamics package with front apron, side skirts and rear apron with diffuser insert in Dark Shadow metallic
- 19" M light alloy wheels Double-spoke style 647 M with mixed tyres, or optional 20" M light alloy wheels Double-spoke style 648 M with mixed tyres
- LED fog lights
- M designation on the sides
- Tailpipe trim in Chrome Silver, or in Chrome dark¹
- Exclusive paint finish in Carbon Black metallic or Singapore Grey metallic; other paint finishes available.
- M Sport exhaust system with distinctive sound character²
- Specific design elements in Chrome Silver, or Chrome dark¹

Alternatively, the BMW Individual Collection offers exclusive equipment options to meet your requirements (see pages 52 | 53).

01 □



[01 | 03] The BMW 750Li xDrive with M Sport package in the optional Mineral White metallic exterior colour and High-gloss Shadow Line.

02 ■



04 ■



05 ■



06 □



03 □



[02] The standard eight-speed Steptronic Sport transmission combined with the Sport leather steering wheel with shift paddles delivers the highest gear-changing comfort and a perceptible dynamism.

[05] Doorsill finishers with the M logo provide a sporty reception.

[04] The standard Comfort seats, front, including massage function for driver and front passenger, shown here in optional exclusive Mocha Nappa leather, and the Finesline Black, high-gloss with metal effect fine-wood trim create a dynamic impression in the interior.

[06] 20" M light alloy wheels Double-spoke style 648 M, Bicolour with mixed tyres and runflat properties. Front: 8.5 J x 20 with 245/40 R 20 tyres. Rear: 10 J x 20 with 275/35 R 20 tyres.

¹ Design elements in Chrome dark and tailpipe trim in Chrome dark available in conjunction with BMW Individual High-gloss Shadow Line.

² Optionally available for the BMW 750Li in conjunction with the M Sport package.



BMW INDIVIDUAL. THE EXPRESSION OF PERSONALITY.

It's only luxury when you say so. The BMW Individual Collection offers a seemingly limitless repertoire of possibilities for you to make your vision a reality in the new BMW 7 Series. Choose from special paint finishes, hand-crafted leather, interior trims and other equipment details. It's all, of course, of the highest quality and available in a diverse range of colours, allowing you to raise the standards of exclusivity and aesthetics to levels that correspond perfectly with your own personal wishes. The BMW Individual Collection, for many reasons, is undoubtedly impressive. If, however, you are seeking yet greater levels of personalisation and even the most specific, hand-made items, look no further than the BMW Individual Manufaktur. BMW Individual – luxury, as defined by you.



EXPERIENCE BMW INDIVIDUAL INTERACTIVE
WITH THE BMW INDIVIDUAL iPad APP.



EXPERIENCE THE
BMW INDIVIDUAL DESIGN COMPOSITION
IN THIS SHORT FILM.

The BMW Individual paint finish Almandine Brown metallic in perfect harmony with the 20" BMW Individual light alloy wheels V-spoke style 6491 – forged and painted in Bicolour for an exclusive appearance.

BMW Individual full fine-grain Merino leather and Alcantara headliner in Tartufo along with the interior trim Piano finish Black and the BMW Individual cool box, integrated behind the rear centre console.

THE NEW BMW 7 SERIES. INSPIRED BY BMW INDIVIDUAL.

The BMW Individual Design Composition is a special equipment package that meets the most exacting standards, while allowing you to create a particularly individual statement. It is distinguished by overall aesthetic harmony and the perfect workmanship of its high quality materials. The BMW Individual full fine-grain Merino leather, crafted from pristine hides, is one notable example. Others include the BMW Individual headliner in Alcantara as well as the Piano finish Black interior trim and leather steering wheel with applications in the same striking finish. Thanks to its captivating reflective qualities, the BMW Individual paint finish Almandine Brown metallic with special pigmentation is equally impressive. This, combined with 20" light alloy wheels in Bicolour, shows how the BMW Individual Design Composition embodies perfection in every way – inside and out.



EQUIPMENT HIGHLIGHTS.

■ Standard equipment □ Optional equipment



[01] The rear massage function enhances passenger well-being through targeted muscle activation and relaxation.

[02] The Ambient Air package comprises a fragrance dispersal function and an air ionisation feature. There are eight fragrances to choose from, each specially composed for the vehicle.



[03] The Comfort seats¹ including massage function for driver and front passenger can be electrically adjusted in a variety of ways and provide a perfect seating position for a relaxed arrival.

[04] The Automatic air conditioning with four-zone control allows individual climate comfort for the driver and front passenger and also the right and left rear passengers. The front control unit features a full-colour display.



[05] The BMW Display Key shows various information about the vehicle's status and allows selected functions to be controlled via an integrated touch-screen.



[06] The full-colour BMW Head-Up Display² projects all relevant driving data into the driver's line of sight. The display is 70% larger than the previous version.

[07] BMW Gesture Control – which complements the iDrive Touch Controller – allows for specified functions to be operated with hand movements.

[08] Telephony with wireless charging³ provides, among other features, a wireless charging dock, Bluetooth, USB and NFC interfaces and Bluetooth Office.



[09] The ConnectedDrive Navigation package* comprises the Professional Navigation system including the touch function, telephony with wireless charging³, the Concierge Service, RTTI, WLAN hotspot⁴, Remote Services and BMW Online.

[10] The Bowers & Wilkins Diamond surround sound system delivers output of 1,400 watts and outstanding studio-quality audio throughout the entire vehicle.

[11] The iDrive Touch Controller (part of the Professional Navigation system): intuitive control via the iDrive Controller touchpad.



[12] The removable, electric BMW Individual cool box is integrated into the rear seat backrest and has a capacity of 15 litres.⁵ It can store one small and two large bottles.

[13] The Heat Comfort package warms the seats and steering wheel rim to a pleasant temperature for increased comfort, particularly on cold days.

¹ Picture shows Comfort seats. Slitting in the seat backs and seat surfaces only available in conjunction with exclusive extended Nappa leather.

² The visuals in the Head-up Display are not fully visible when wearing polarised sunglasses. Functionality shown is dependent on equipment. Further optional equipment is required for the display.

³ Inductive charging that meets the Qi standard allows for compatible mobile phones to be charged in the side smartphone holder in the centre console. Special charging cases are available from BMW Parts and Accessories for mobiles that do not comply with the Qi wireless charging standard.

⁴ The WLAN hotspot enables on-board use of the internet at the maximum LTE standard. Usage incurs costs.

⁵ When integrated into the luggage compartment, the volume is reduced by approx. 50 litres.

* May not be available in all countries. Please consult your BMW partner.

EQUIPMENT HIGHLIGHTS.

■ Standard equipment □ Optional equipment



01 □



03 □



02 □



04 □



06 □



05 □



07 □

[01] BMW Touch Command offers fully-integrated operation possibilities, from rear seat comfort functions to entertainment.

[03] Ambient lighting, including the Welcome Light Carpet feature, creates a relaxed interior atmosphere.¹

[02] The Rear-seat Entertainment Experience includes the BMW Touch Command, a Blu-ray player and an HDMI connection for all-round enjoyment.

[04] The Sky Lounge panoramic glass sunroof² creates a generous sense of space and, at night, provides an atmospheric mood with an LED-based light design that can be switched between six colours.

[05] The rear Comfort seats are electrically adjustable in several ways and offer optimum all-round support, which is particularly welcome on long journeys.

[06] The electric glass roof³, with slide and lift function, allows passengers to regulate air flow according to preference, while ensuring draught-free ventilation and low wind noise.

[07] The Welcome Light Carpet function illuminates the area in front of the car doors in white, creating an elegantly hospitable impression.



08 □



09 ■



11 ■



10 □



12 ■



13 ■

[08] Compared with conventional systems, Adaptive LED headlights including cornering lights and BMW Selective Beam (anti-dazzle High-beam assistant) provide significantly better illumination and visibility in every driving situation.

[09] The Air Breather channels air to the front wheels, which reduces air resistance and thereby fuel consumption and CO₂ emissions.

[10] When the high beams are on, BMW Laserlight doubles maximum illumination range, reaching up to 600 metres. Includes Adaptive headlights and BMW Selective Beam (anti-dazzle High-beam assistant).

[11] The Active air stream kidney grille features visible air vents that electronically open and close according to the cooling requirements.

[12] Wing mirrors: top sections in body colour and lower sections in chrome, electrically adjustable and heated, aspheric, automatic anti-dazzle function, integrated with the chrome trim.

[13] The LED rear lights are split into two parts, with LED technology featured in the tail lights, brake lights, turn indicators and reversing lights.

¹ Shown here with Ambient lighting accent, a feature that comes with the optional roller sunblinds for the long-wheelbase BMW 7 Series.

² Standard for the long-wheelbase BMW 7 Series.

³ Only available for the long-wheelbase BMW 7 Series.

EQUIPMENT HIGHLIGHTS.

■ Standard equipment □ Optional equipment



01 □



04 □



02 □



05 □



03 □



06 □

[01] Harman Kardon surround sound system with 600-watt digital amplifier, nine-channel vehicle-specific equalising and 16 loudspeakers.

[02] Surround View is a visual parking aid featuring the camera-based functions Rear View camera, Top View, Panorama View and 3D View.

[03] The Parking Assistant, including longitudinal guidance, fully automatically parallel parks the vehicle in roadside spaces.

[04] Remote Control Parking¹ allows the driver to park into or pull out of a space using a remote control from outside the vehicle.

[05] The Steering and lane control assistant including Traffic jam assistant² can be activated to support the driver in monotonous traffic. Between 0 and 210 km/h, the system provides automatic steering and always keeps the vehicle in the middle of the lane.

[06] Lane keeping assistant with active side collision protection³ supports the driver by helping to prevent the vehicle from leaving lane unintentionally or colliding with objects to the side.



07 □



09 □



08 □



10 ■



12 □



11 ■



13 ■

[07] The leather steering wheel with wood application³ features a partial wood trim and an impact absorber finished in Nappa leather with contrast stitching.

[08] With its thinner rim and contoured thumbrests, the Sport leather steering wheel is perfectly shaped and has a very pleasant grippy feel.

[09] The BMW Individual leather steering wheel⁴ with fine-wood applications and the BMW Individual emblem is an impressive centrepiece that integrates perfectly with each respective BMW Individual interior trim.

[10] Driving Experience Control lets the driver choose between the standard COMFORT, ECO PRO (geared towards greater efficiency), SPORT and Adaptive modes.

[12] The Multifunction instrument panel with a 12.3" display using Black Panel technology offers an impressive presentation of the gauges and other instruments.

[13] Instrument panel using Black Panel technology, with four analogue gauges and a high-resolution 8.8" display.

[11] Adaptive Mode is an intelligent function of Driving Experience Control. It adapts numerous settings to suit the situation and the driving style.



EXPERIENCE THE
BMW DISPLAY KEY FUNCTIONS
IN THIS SHORT FILM.

¹ Expected to be available from the fourth quarter of 2015.
² Included with the Driving Assistant Plus option.
³ Available in conjunction with selected interior trims.
⁴ Planned availability: 03/2016.

WHEELS AND TYRES.

■ Standard equipment □ Optional equipment



[01] 20" light alloy wheels V-spoke style 628, Bicolour, with mixed tyres and runflat properties. Front: 8.5 J x 20 with 245/40 R 20 tyres. Rear: 10 J x 20 with 275/35 R 20 tyres.

[02] 17" light alloy wheels Turbine styling 645¹, Bicolour, BMW EfficientDynamics. Wheels: 7.5 J x 17. Tyres: 225/60 R 17. The design helps to reduce fuel consumption and CO₂ emissions.

[03] 18" light alloy wheels V-spoke style 642. Wheels: 8 J x 18. Tyres: 245/50 R 18.

[04] 18" light alloy wheels Multi-spoke style 619² with runflat tyres. Wheels: 8 J x 18. Tyres: 245/50 R 18.

[05] 19" M light alloy wheels Double-spoke style 647 M, Bicolour with mixed tyres and runflat properties. Front: 8.5 J x 19 / 245/45 R 19. Rear: 9.5 J x 19 / 275/40 R 19.

[06] 18" light alloy wheels W-spoke style 643 with runflat properties. Wheels: 8 J x 18. Tyres: 245/50 R 18.

[07] 19" light alloy wheels Double-spoke style 630. Wheels: 8.5 J x 19. Tyres: 245/45 R 19.

[08] 20" BMW Individual light alloy wheels V-spoke style 649 I, Bicolour and forged with mixed tyres and runflat properties. Front: 8.5 J x 20 with 245/40 R 20 tyres. Rear: 10 J x 20 with 275/35 R 20 tyres.

[09] 17" light alloy wheels V-spoke style 618.³ Wheels: 7.5 J x 17. Tyres: 225/60 R 17.

¹ Not available for 750iLi xDrive.


² Standard for 740dLi xDrive, 740iLi, 750iLi, 750iLi xDrive, 740eLe and 740Le xDrive.

³ Standard for 730dLi, 730dLi xDrive. Not available for 740dLi xDrive, 740iLi, 750iLi, 750iLi xDrive, 740eLe and 740Le xDrive.

⁴ Picture shows BMW 750Li with optional 21" light alloy wheels Multi-spoke style 629, Bicolour, with mixed tyres and runflat properties. Front: 8.5 J x 21 with 245/35 R 21 tyres. Rear: 10 J x 21 with 275/30 R 21 tyres.

These and many more wheels and tyres can be found under Original BMW Accessories at www.bmw.com/accessories

ORIGINAL BMW ACCESSORIES.



[01] BMW roof rack – particularly easy to fit and compatible with all BMW roof rack attachments and roof boxes. Featuring an anti-theft locking system.⁴

[02] Travel & Comfort system base carrier – provides support, using the front headrest, for a clothes hanger, a folding table, universal hook or a holder for an Apple iPad or Samsung Galaxy Tab.

[03] Key case – the custom-fit Nappa leather sleeve protects the BMW Display Key.

[04] Fitted luggage compartment mat – in black, this perfectly fitting, anti-slip and durable mat protects from dirt and moisture. With an elegant, chrome-finished "7" insert.

[05] The 21" BMW M Performance light alloy wheels are forged and have a gloss black, burnished finish. RDC complete wheel set with mixed, runflat tyres.

[06] The high-quality travel rug, with one beige and one dark brown side, is made in 100% extra-fine new wool (Merino) and has a Jacquard weave.

[07] All-weather floor mat – tailor-made protection from damp and dirt in the front footwell. Finished in Canberra Beige and with a chrome insert to perfectly complement the interior.

Discover a wealth of innovative ideas for the exterior, interior, communication and information as well as transport and luggage solutions. Your BMW partner will be pleased to advise on the complete range of Original BMW Accessories and also provide a special brochure. For further information, please visit www.bmw.com/accessories

EXTERIOR COLOURS.

■ Standard equipment □ Optional equipment



■ Non-metallic 668 Black



□ Non-metallic 300 Alpine White¹




□ Metallic 475 Black Sapphire²




□ Metallic A96 Mineral White²

M SPORT PACKAGE




□ Metallic 416 Carbon Black³


BMW INDIVIDUAL




□ BMW Individual X14 Almandine Brown metallic^{4,5}




□ BMW Individual X04 Moonstone metallic⁵




□ BMW Individual S34 Azurite Black metallic⁵



□ Metallic A83 Glacier Silver²




□ Metallic A72 Cashmere Silver




□ Metallic A90 Sophisto Grey brilliant effect




□ Metallic A89 Imperial Blue brilliant effect




□ Metallic B41 Singapore Grey³



□ BMW Individual X03 Ruby Black metallic⁵



□ BMW Individual 490 Brilliant White metallic⁵



□ BMW Individual 490 Pure metal Silver⁵



□ Metallic C26 Magellan Grey²




□ Metallic C27 Arctic Grey brilliant effect



□ Metallic B65 Jatoba



□ BMW Individual 490 Aventurine Red metallic⁵



□ BMW Individual 490 Frozen Dark Brown metallic⁵

¹ Available as standard for the M Sport package.

² Also optionally available for the M Sport package.

³ Only available in conjunction with the M Sport package.

⁴ From 07/2015, only available via coding 490 in conjunction with the BMW Individual Design Composition for 750Li xDrive.


⁵ Planned availability for all powertrains from 03/2016.

[Colour samples] These colour samples are intended as an initial guide to the colours and materials available for your BMW. Experience has shown, however, that printed versions of paint, upholstery and interior trim colours cannot in all cases faithfully reproduce the appearance of the original colour. Please discuss your preferred colour choices with your BMW Retailer. There, you can also see original samples and be assisted with any requests.

INTERIOR COLOURS.

■ Standard equipment □ Optional equipment

UPHOLSTERY COLOURS



■ Dakota leather LCSW Black

■ Dakota leather Canberra Beige¹

■ Dakota leather Ivory White²

■ Dakota leather LORI Cognac

■ Dakota leather LCMY Mocha

■ Dakota leather LCMi Black with M piping^{3,4}

□ Exclusive extended Nappa leather NASW Black⁵

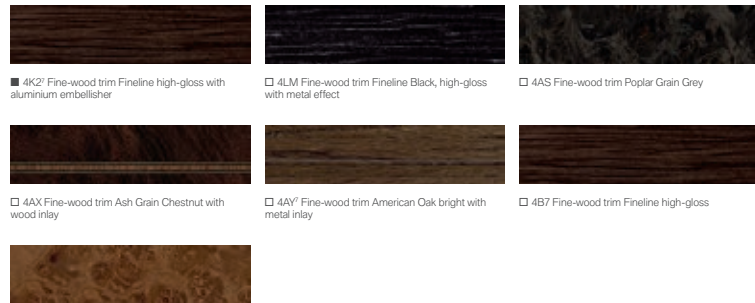
□ Exclusive extended Nappa leather Canberra Beige^{6,7}

□ Exclusive extended Nappa leather Ivory White^{8,9}

□ Exclusive extended Nappa leather NAFZ Zagora Beige⁴



INTERIOR TRIMS



■ 4K2¹ Fine-wood trim Finesline high-gloss with aluminium embellisher

□ 4LM Fine-wood trim Finesline Black, high-gloss with metal effect

□ 4AS Fine-wood trim Poplar Grain Grey

□ Black

□ 4AX Fine-wood trim Ash Grain Chestnut with wood inlay

□ 4AY² Fine-wood trim American Oak bright with metal inlay


□ 4B7 Fine-wood trim Finesline high-gloss

□ Ivory White

□ 4BP³ Fine-wood trim Poplar Grain light

□ Canberra Beige

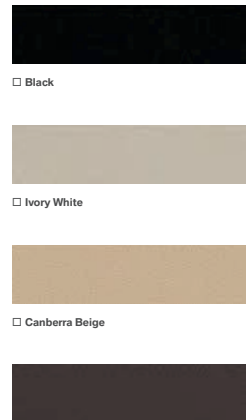
□ Dark Coffee¹¹




□ Exclusive extended Nappa leather NARI Cognac⁴

□ Exclusive extended Nappa leather NAMI Mocha⁴

INTERIOR COLOURS



BMW INDIVIDUAL UPHOLSTERY COLOURS



□ BMW Individual full fine-grain Merino leather ZBTQ Tartufo^{6,9}

□ BMW Individual full fine-grain Merino leather ZBFU Smoke White/Black^{4,9}

□ BMW Individual full fine-grain Merino leather ZBRJ Smoke White/Viola dark^{4,9}

□ BMW Individual full fine-grain Merino leather ZBGR Caramel¹⁰

□ BMW Individual full fine-grain Merino leather ZBKS Cashmere Beige^{4,9}

□ BMW Individual full fine-grain Merino leather ZBFQ Fiona Red⁹

BMW INDIVIDUAL INTERIOR TRIMS



□ BMW Individual interior trim XE7 Piano finish Black¹⁰

□ BMW Individual interior trim XEA Fine-wood trim Eucalyptus straight-grained Smoke Brown high-gloss⁹


□ BMW Individual interior trim XEB Fine-wood trim Ash Grain Black Red high-gloss⁹

□ Viola dark⁹

BMW INDIVIDUAL INTERIOR COLOURS



BMW INDIVIDUAL HEADLINER



□ BMW Individual headliner 775 Anthracite

□ BMW Individual headliner 776 Alcantara Anthracite

□ BMW Individual headliner XD5 Alcantara Tartufo^{6,10}

□ BMW Individual headliner XD5 Alcantara Caramel⁹

□ BMW Individual headliner XD5 Alcantara Oyster⁹

□ BMW Individual headliner XD5 Alcantara Smoke White⁹

Please note that even normal long or short-term use can lead to permanent upholstery damage. This can be caused in particular by non-colourfast clothing.

The interior colour is dependent on the chosen upholstery colour.

¹ LCCY with the interior colour Canberra Beige plus instrument panel and door panels in Black. LCDQ with the interior colour Canberra Beige plus instrument panel and door panels in Dark Coffee. ² Available with different interior colours. LCEX with Ivory White plus instrument panel and door panels in Black. LCEQ with Ivory White plus instrument panel and door panels in Dark Coffee. LCEW with Black. ³ Only available in conjunction with M Sport package. ⁴ Only available in conjunction with Comfort seats, front. ⁵ NACY with Canberra Beige plus instrument panel and door panels in Black. ⁶ NADQ with Canberra Beige plus instrument panel and door panels in Dark Coffee.

⁶ Available with different interior colours. NAEW with Ivory White plus instrument panel and door panels in Black. NAEQ with Ivory White plus instrument panel and door panels in Dark Coffee. NAEW with Black. ⁷ Not available in conjunction with Pure Excellence interior design package. ⁸ From 07/2015, only available via coding Z1XX in conjunction with the BMW Individual Design Composition for 750Li xDrive. ⁹ Expected to be available for all powertrains from 03/2016. ¹⁰ From 07/2015, only available via coding 940 in conjunction with the BMW Individual Design Composition for 750Li xDrive. ¹¹ Dark Coffee equipment applies to the instrument panel and the door panels.

		740i/1i	750i/1i ¹ 750i/1i xDrive	730d/1d 730d/1d xDrive	740d/1d xDrive ¹	740Le/Le ² 740Le xDrive ²
--	--	---------	--	---------------------------	-----------------------------	--

Weight/volumes						
Unladen EU ¹	kg	1800/1845	1895/1940	1830/1870	--	1980/2015
Unladen EU ¹ (xDrive)	kg	--	1945/1990	1900/1945	1935/1975	2070
Max. permissible	kg	2400/2445	2515/2555	2450/2490	--	--
Max. permissible (xDrive)	kg	--	2575/2615	2540/2580	2530/2570	--
Permitted load (xDrive)	kg	675/675	695/690 705/700	695/695 715/710	670/670	--
Permitted axle load front/rear ⁴	kg	1135/1320 1155/1340	1225/1345 1235/1375	1175/1340 1195/1360	--	--
Permitted axle load front/rear (xDrive) ⁴	kg	--	1270/1355 1285/1385	1240/1395	1250/1340 1270/1360	--
Permitted trailer load, unbraked ⁴	kg	750	750	750	750	--
Permitted trailer load, braked, max. 12% gradient ⁴ / max. 8% gradient ⁴	kg	2100/2100	2100/2100	2100/2100	--	--
Permitted trailer load, braked, max. 12% gradient (xDrive) ⁴ / max. 8% gradient (xDrive) ⁴	kg	--	2300/2300	2100/2100	2300/2300	--
Tank capacity, approx.	l	78	78	78	78	--
Luggage compartment volume	l	515	515	515	515	420

Engine ⁵						
Cylinders / valves		6/4	8/4	6/4	6/4	4/4
Capacity	cc	2998	4395	2993	2993	--
Stroke / bore	mm	94.6/82.0	88.3/89.0	90.0/84.0	90.0/84.0	--
Output / engine speed	kW/rpm	240/5500-6500	330/5500-6000	195/4000	235/4400	190
	(hp/rpm)	(326/5500-6500)	(450/5500-6000)	(265/4000)	(320/4400)	--
Max. torque / engine speed	Nm/rpm	450/1380-5000	650/1800-4500	620/2000-2500	680/1750-2250	--
Compression ratio	:1	11	10.5	16.5	16.5	--

Transmission						
Standard transmission ratios	II/III/1	5.00/3.20/2.14	5.00/3.20/2.14	5.00/3.20/2.14	5.00/3.20/2.14	--
	IV/V/VI/1	1.72/1.31/1.00	1.72/1.31/1.00	1.72/1.31/1.00	1.72/1.31/1.00	--
	VII/VIII/R/1	0.82/0.64/3.46	0.82/0.64/3.48	0.82/0.64/3.48	0.82/0.64/3.48	--
Final drive ratio	:1	3.08	2.81	2.56	--	--

Performance						
Top speed	km/h	250 ⁷	250 ⁷	250 ⁷	--	240
Top speed (xDrive)	km/h	--	250 ⁷	250 ⁷	250 ⁷	240
Electric top speed (xDrive)	km/h	--	--	--	--	120/120
Acceleration 0-100 km/h	s	5.5/5.6	4.7/4.7	6.1/6.2	--	5.6/5.7
Acceleration (xDrive) 0-100 km/h	s	--	4.4/4.5	5.8/5.9	5.2/5.3	5.5

Fuel consumption ^{5, 6, 8}						
Urban	l/100 km	9.4-9.7/9.4-9.7	--	5.3-5.8/5.5-5.9	--	--
Extra urban	l/100 km	5.3-5.5/5.3-5.5	--	4.0-4.4/4.1-4.4	--	--
Combined	l/100 km	6.8-7.0/6.8-7.0	7.9-8.1/8.0-8.3	4.5-4.9/4.6-5.0	--	2.1/2.1
Power consumption ⁹	kWh/100 km	--	--	--	--	12.5/12.5
CO ₂ emissions	g/km	159-164/159-164	184-189/187-192	119-129/122-132	--	49/49

Fuel consumption xDrive ^{5, 6, 8}						
Urban (xDrive)	l/100 km	--	11.4-11.6/11.6-11.9	5.7-6.1/5.7-6.1	-- ¹	--
Extra urban (xDrive)	l/100 km	--	6.2-6.4/6.3-6.5	4.3-4.6/4.3-4.6	-- ¹	--
Combined (xDrive)	l/100 km	--	8.1-8.3/8.3-8.5	4.8-5.2/4.8-5.2	5.1-5.3/5.2-5.4	2.3
Power consumption ⁹	kWh/100 km	--	--	--	--	13.0
CO ₂ emissions (xDrive)	g/km	--	189-194/192-197	127-137/127-137	134-139/137-142	53

Wheels						
Tyre dimensions		245/50 R 18 Y	245/50 R 18 Y	225/60 R 17 Y	245/50 R 18 Y	245/50 R 18 Y
Wheel dimensions		8 J x 18	8 J x 18	7.5 J x 17	8 J x 18	8 J x 18
Material		Light alloy	Light alloy	Light alloy	Light alloy	Light alloy

		740i/1i	750i/1i ¹ 750i/1i xDrive	730d/1d 730d/1d xDrive	740d/1d xDrive ¹	740Le/Le ² 740Le xDrive ²
--	--	---------	--	---------------------------	-----------------------------	--

eDrive electric synchronous motor						
Peak output/speed	kW (hp)/rpm	--	--	--	--	70 (95)/-- ²
System output	kW (hp)	--	--	--	--	240 (326)
System torque	Nm	--	--	--	--	500

High-voltage battery capacity						
Battery type / net battery capacity	in kWh	--	--	--	--	Li-Ion/9.2
Electr. range (NEDC) ¹⁰ / Max. overall range, combined ¹⁰	km	--	--	--	--	40/40/37 --
Charging time ¹¹ (with household outlet / BMW i Wallbox Pure/Pro)	h	--	--	--	--	<4/1<3

¹ Expected to be available from the fourth quarter of 2015. Provisional figures (ECE test cycle figures not officially confirmed); missing figures not available at time of going to print.

² Expected to be available from mid-2016. Provisional figures (ECE test cycle figures not officially confirmed); missing figures not available at time of going to print.

³ Figures are based on a 90% tank filling, driver's weight of 68kg and 7kg of luggage. Unladen weight applies to vehicles with standard equipment. Optional extras may increase these figures.

⁴ The actual overall trailer weight may not exceed the max. permitted trailer load plus the max. permitted tow bar download.

⁵ BMW recommends the use of RON 95 super unleaded petrol. Unleaded RON 91 and higher with a maximum ethanol content of 10% (E10) may also be used. Output and fuel consumption figures apply to RON 98 fuel.

⁶ All engines conform to the EU6 emissions standard. Fuel consumption is determined according to the ECE combined cycle in which approx. one-third of the distance covered is in urban traffic and two-thirds is extra-urban. CO₂ emissions emissions are measured in addition to fuel consumption.

⁷ Electronically restricted.

⁸ Fuel consumption and CO₂ emissions are dependent on chosen wheel and tyre sizes. Optional equipment may increase these figures.

⁹ Power consumption is dependent on chosen wheel and tyre sizes.

¹⁰ Range is dependent on various factors. In particular: personal driving style, route characteristics, exterior temperature, heating/air conditioning, pre-conditioning.

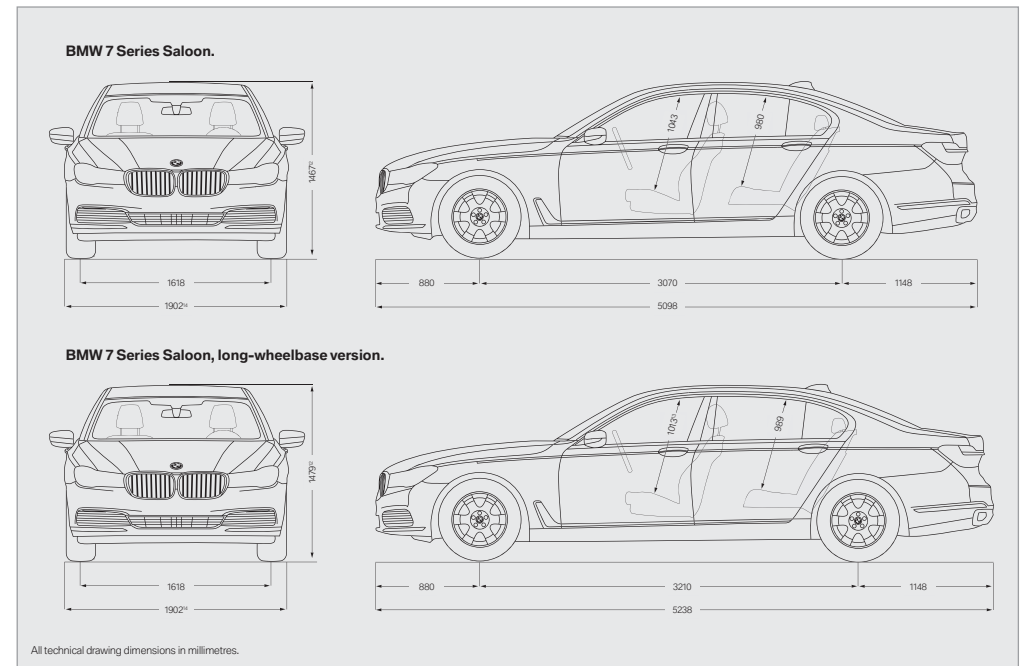
¹¹ Dependent on local electricity infrastructure. Charging time based on reaching 100% of full load capacity.

¹² With roof ariel, the height of BMW 7 Series Saloon is 1478 mm (long-wheelbase: 1485 mm).

¹³ Height incl. standard glass roof.

¹⁴ With wing mirrors, the width of the BMW 7 Series models is 2169 mm.

All vehicles are fitted with a Steptronic transmission as standard. Luggage compartment volume of the 740Le and the BMW 740Le xDrive is expected to be 420 litres.



WELL TAKEN CARE OF WITH BMW SERVICES:

When you buy a BMW, you can look forward to superb service and comprehensive customer care. For example, the **Condition Based Service** independently tracks both service fluid levels and the condition of parts subject to wear and then notifies you in the display when the vehicle requires servicing. So you only need to go to your BMW service partner when it's really necessary. When you do go, our

qualified BMW service specialists take care of your vehicle using the newest workshop technology and only **original BMW parts**. This service is available worldwide in more than 3,300 BMW service partner establishments in over 150 countries, to provide you with limitless driving pleasure.

BMW SERVICE.



BMW Service Inclusive*: The BMW Service Inclusive service packages ensure that costs for maintenance, inspection and worn parts are covered for the duration of your contract, allowing you to focus on unlimited driving pleasure. This service is available worldwide from all participating BMW service partners. For more information please visit www.bmw.com/serviceinclusive

BMW Guarantee extension: The BMW guarantee extension packages offer extended protection for your newly purchased BMW, in addition to the legal guarantee period. So you can enjoy another three years of carefree driving (up to the vehicle's 5th year). Find out more at www.bmw.com/serviceinclusive



BMW Mobile Service*: This service is there for you in case of a breakdown, day and night. Specially trained BMW technicians do everything necessary, on the phone or on-site, to get your car back on the road as fast as possible. We offer a comprehensive country-specific mobility package for breakdowns and insurance that covers you in the event of an accident or theft. And in case of an accident, call us at the BMW accident hotline! We'll take care of calling the police, an ambulance, a tow truck, a replacement car, notifying your insurance company and much more. For more information visit www.bmw.com



BMW Teleservices*: With Condition Based Service, you'll be automatically notified in the display of your next necessary service appointment. Provided you've consented, the most important vehicle data required for analysis will be relayed to BMW automatically. Your assigned BMW service partner will access the information and contact you free of charge to make a service appointment – if one is necessary. To access BMW Teleservices, the vehicle must be equipped with the optional Intelligent Emergency Call or ConnectedDrive Services. If necessary, the service can be deactivated at any time. For more on this topic please visit www.bmw.com/teleservices



BMW FINANCIAL SERVICE.

BMW Financial Services: Tailor-made finance: BMW Financial Services offers you attractive leasing, finance and insurance packages. For further information visit www.bmwfs.com or ask your local BMW partner to make you an individual offer.

THE BMW EXPERIENCE.



BMW TV*: www.bmw.tv enables you to experience the BMW brand in all its diversity. Features, portraits and background reports provide you with information on automobiles, innovations, sports and lifestyle topics.



BMW Driving Experience: The better you control your BMW, the more enjoyment you will derive from driving it. Use our training courses to learn for yourself what it means to reach a car's physical limits on various types of surfaces, and what you have to do to control your vehicle even in extreme situations. For further information please visit www.bmwdrivingexperience.com




BMW Welt: Collecting a new car at BMW Welt ranks among the best moments any driver can experience. Turn this moment into an unforgettable day, and make the handover of your new BMW part of a unique programme of activities tailored to your personal preferences. With the BMW Plant, the BMW Museum and the BMW Group Headquarters, you will be surrounded by fascinating history, a breathtaking present and spectacular visions of the future. Find out more at www.bmw-welt.com/en



BMW Magazine: In BMW Magazine, experience the newest BMW models in front of stunning backdrops. Discover new design trends, travel destinations and the richness of modern life. Encounter people with visionary ideas who are changing the world. Find out more at www.bmw.com/magazine

* May not be available in all countries. Please consult your BMW partner.



SHAPING THE FUTURE – RESPONSIBLY.

In 2014, the BMW Group was once again ranked the most sustainable car manufacturer in the world by the Dow Jones Sustainability Index. It is the only automotive company to have featured on the renowned index every year since its inception. The development of efficient vehicle concepts and eco-friendly production processes, up to and including recycling, is an integral part of our engineering philosophy. BMW EfficientDynamics standards have enabled us to cut the CO₂ emissions of our fleet of new vehicles in Europe by more than 30% between 1995 and today. We're also aiming to reduce the amount of resources such as water and energy used in production by 45% between 2006 and 2020. Production at our engine plant in Steyr has been waste-water free since 2007. And of course each of our vehicles is designed for easy and economical recycling after its long running life. Please contact your BMW partner on all matters regarding your end-of-life vehicle. For further information please visit our websites.

www.bmw.com/EfficientDynamics
www.bmwgroup.com/responsibility
www.bmw.com/recycling

More about BMW



www.bmw.com

The Ultimate
Driving Machine

This brochure has been prepared by BMW AG and shows product features, specifications and models available in Europe. While BMW AG has endeavoured to ensure that all information, representations, illustrations and specifications contained in these materials are accurate at the time of publication, the information is general in nature only and may show overseas product features, specifications or models not available in Australia or New Zealand. Product features, specifications and models are subject to change without notice.

The general information in these materials should always be read in conjunction with other specific materials and information available from BMW Group Australia, BMW Group New Zealand and their respective dealers. To the extent permitted by law, BMW Group Australia and BMW Group New Zealand excludes all express and implied warranties or guarantees and all liability, whether direct, indirect, special or consequential, arising from negligence or otherwise relating to the use of these materials, any inaccuracies and for any non-compliance by any vehicle with any representation, illustration, specification, description, product feature, colour or other information contained in these materials. Nothing in these materials should be taken to exclude, restrict or modify the application of any condition, warranty, guarantee, right or remedy conferred or implied under the Competition and Consumer Act 2010 (Cth), the Australian Consumer Law, the Consumer Guarantees Act 1993 (NZ), the Fair Trading Act 1986 (NZ) or any other law, where to do so would contravene that law, or cause any part of these materials to be void.

In particular, where our goods are acquired by a consumer within the meaning of the Australian Consumer Law or the Consumer Guarantees Act (NZ) our goods come with guarantees that cannot be excluded under the Australian Consumer Law or the Consumer Guarantees Act (NZ). You are entitled to a replacement or refund for a major failure (or, in the case of New Zealand only, substantial failure) and for compensation for any other reasonably foreseeable loss or damage. You are also entitled to have the goods repaired or replaced if the goods fail to be of acceptable quality and the failure does not amount to a major or substantial failure. BMW Group Australia and BMW Group New Zealand recommend that all customers check availability and performance of both technical and design features in the vehicle they are ordering or purchasing, before purchase.

© BMW AG, Munich/Germany. All rights reserved.

4 11 007 30323 2 2015 BB. Printed in Germany 2015.

